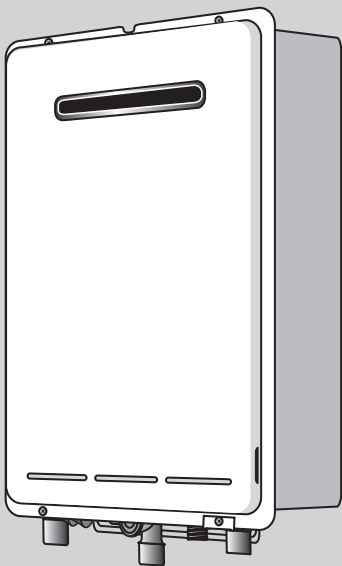


Rinnai

Operation / Installation Information



Model No.

REU-VR1620WS

REU-VR2426WS

Model Name

Solar 20

Solar 26

**Continuous Flow Water Heaters used in Rinnai
Solar Hot Water Systems**

This appliance shall be installed in accordance with:

- Manufacturer's Installation Instructions
- Current AS/NZS 3000, AS/NZS 3500 & AS 5601
- Local Regulations and Municipal Building Codes including local OH&S requirements

This appliance must be installed, serviced and removed by an Authorised Person.



REGULATORY INFORMATION

Your Rinnai Continuous Flow water heater has been certified by the Australian Gas Association, the A.G.A. Certification Number is shown on Data plate.

This Appliance must be installed correctly by an authorised person. The installation of gas, water, and electricity must conform to local regulations.

The installation must also comply with the instructions supplied by Rinnai.

Please keep this instruction booklet in a safe place for future reference.

Notice to Victorian Consumers

This appliance must be installed by a person licensed with the Plumbing Industry Commission.

Only a licensed person will have insurance protecting their workmanship.

So make sure you use a licensed person to install this appliance and ask for your Compliance Certificate.

For Further information contact the Plumbing Industry Commission on 1800 015 129.

WARNING ABOUT HOT WATER



ALWAYS.....

Test the temperature of the water with your elbow before placing your child in the bath, also carefully feel water before bathing or showering yourself.

Supervise children whenever they are in the bathroom.

Make sure that the hot water tap is turned off tightly.

CONSIDER.....

Installing child proof tap covers or child resistant taps (both approaches will prevent a small hand being able to turn on the tap).

NEVER.....

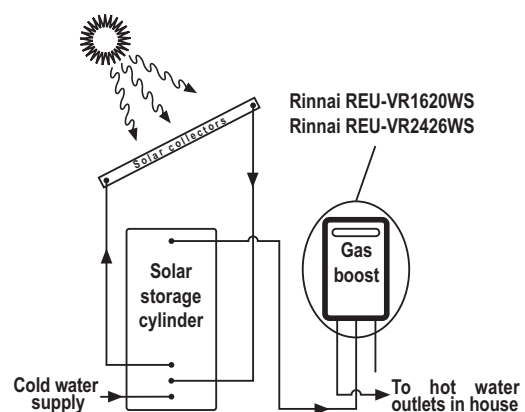
Leave a toddler in the care of another child. They may not understand the need to have the water temperature set at a safe level.

APPLICATIONS



Rinnai continuous flow models REU-VR1620WS (Rinnai Solar 20) and REU-VR2426WS (Rinnai Solar 26) are suitable only for installation as gas boosters in Rinnai solar hot water systems (see picture right). These models are not suitable for use as 'stand alone' appliances for the purposes of supplying hot water.

For non solar hot water applications Rinnai have a dedicated range of continuous flow water heaters available. Contact Rinnai for more details.

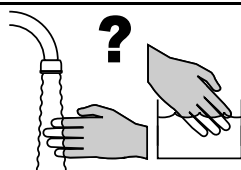


This drawing is not detailed enough for installation purposes.

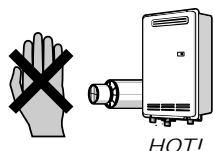
FEATURES AND BENEFITS

- The Rinnai solar range of continuous flow water heaters NEVER RUN OUT of hot water even during times of limited solar radiation and/or high hot water demand. Whilst the electricity, water and gas supplies are connected, hot water is available whenever hot water taps are open.
- The Rinnai solar range of continuous flow water heaters are fan-assisted room sealed appliances. This makes them COMPACT saving both floor and wall space.
- IGNITION IS ELECTRONIC, so there is no pilot light. When the hot water tap is off, no gas is used.
- Operating NOISE LEVEL IS VERY LOW.
- The "Smartstart®" system (when fitted) can pre-heat the water in the pipework between the continuous flow unit and hot water outlets. This results in water savings and reduces waiting time for heated water at the outlets.

IMPORTANT INFORMATION

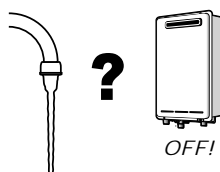


Always check water temperature carefully before use. Refer to the **WARNING ABOUT HOT WATER** on "page 1" of this information document for important safety information.



Do Not touch the unit cover or the flue outlet.
Do Not insert objects into the flue outlet.

On colder days steam may be discharged from the flue outlet. This condition is normal for high efficiency appliances and does not indicate a fault



At low water flows, the hot water unit may extinguish without warning. Opening the tap further will restart the appliance.



Keep flammable materials, spray cans, fuel containers, pool chemicals, trees, shrubs, etc. well clear of the flue outlet.

Do Not spray water directly into the flue terminal.



If freezing conditions are expected, ensure the electric power supply to the gas booster remains 'ON!'.



This will assure the automatic Anti-frost protection can operate when required.

TROUBLESHOOTING & WARRANTY CONDITIONS

These are outlined in detail in the following Rinnai publications:

- Operation / Installation Manual Rinnai Split Solar Hot Water Systems
- Operation / Installation Manual Rinnai Close Coupled Solar Hot Water Systems
- Operation / Installation Manual Rinnai Evacuated Tube Split Solar Hot Water Systems

These publications are supplied with the Rinnai Solar storage hot water tank and should have been handed to the end user by the system Installer. If a copy of either of these publications is required please contact Rinnai.

INSTALLATION, COMMISSIONING, MAINTENANCE AND SERVICE



Rinnai continuous flow models REU-VR1620WS (Rinnai Solar 20) and REU-VR2426WS (Rinnai Solar 26) are specifically designed for installation as gas boosters in Rinnai Solar Hot Water Systems. They are not suitable for use in any other applications.

The Installation, Commissioning, Maintenance and Service information for Rinnai Solar hot water systems and components including the gas booster is detailed in the following Rinnai publications:

- Operation / Installation Manual Rinnai Split Solar Hot Water Systems
- Operation / Installation Manual Rinnai Close Coupled Solar Hot Water Systems
- Operation / Installation Manual Rinnai Evacuated Tube Split Solar Hot Water Systems

These publications are supplied with the Rinnai Solar storage hot water tank which is an integral component of the solar hot water system. If a copy of either of these publications is required please contact Rinnai.

Models REU-VR1620WS and REU-VR2426WS are factory pre-set and sealed to a delivery temperature of 70°C to meet regulator requirements. This setting cannot be altered. Local regulations and/or the requirements of AS/NZS 3500.4 must be considered regarding the temperature limitations to areas primarily used for personal hygiene. Temperature limiting devices may be required. Refer to the above-mentioned Rinnai publications for more information.

A pouch behind the front cover of continuous flow models REU-VR1620WS and REU-VR2426WS contains gas pressure setting and diagnostics information for these appliances. This information must be read in conjunction with the relevant solar system Operation / Installation manual. This gas pressure setting and diagnostics information is usually not required during installation.



Installation, Commissioning, Maintenance and Service by an Authorised person only. Do not attempt to install any solar hot water system components (including the gas booster) without first studying the relevant Rinnai publications.

ACCESSORIES

Recess Box:

These allow the appliance to be recessed into the cavity of the wall saving precious space. Suitable for painting.

Pipe Cover:

These hide the plumbing pipework and valves underneath the appliance. Two pipe covers can be joined together for longer pipework.

Security Cage:

Protect the gas booster unit from theft and damage.

Security Bracket:

Prevent theft of the gas booster by securing it with the custom security bracket.

Rinnai Smartstart® System

Reduces water wastage in hot water dead legs. Installed with a Rinnai continuous flow water heater and a hot water ringmain to all 'wet areas' of the home.

Sideways Flue Diverter

Designed to redirect flue products when the gas booster is installed on a balcony.

Contact Rinnai for further information about our accessory range and model suitability details.

Rinnai Australia Pty. Ltd. ABN 74 005 138 769

Head Office

100 Atlantic Drive
Keysborough VIC 3173

Tel: (03) 9271 6625
Fax: (03) 9271 6622
P.O. Box 460
Braeside VIC 3195

Rinnai has a Service and Spare Parts network with personnel who are fully trained and equipped to give the best service on your Rinnai appliance. If your appliance requires a service, please call our National Help Line. Rinnai recommends that this appliance be serviced every 3 years.

Internet: www.rinnai.com.au E-mail: enquiry@rinnai.com.au

National Help Line

Tel: 1300 555 545*
Fax: 1300 300 141*

*Cost of a local call Higher from mobile or public phones.

Hot Water Service Line
Tel: 1800 000 340